



Central Coast
Community
Energy



Central Coast Community Energy
70 Garden Court, Suite 300
Monterey, CA 93940

PRESORT STD
U.S. POSTAGE
PAID
CENTRAL COAST
COMMUNITY ENERGY



We support your power to choose

As part of our mutual commitment to support your energy choice, Central Coast Community Energy (CCCE) and Pacific Gas and Electric Company (PG&E) have partnered to provide you with a comparison of typical commercial electric rates, average monthly charges and sources of energy generated.

If this comparison does not address your specific rates, please visit PG&E online at pge.com/ccca or call **866-743-0335**. For information about CCCE's generation rates, please visit 3cenergy.org/billing or call **888-909-6227**.

Understanding your energy choice

2021 Commercial Rate Comparison, B1*

		
Generation Rate (\$/kWh)	\$0.10990	\$0.06356
PG&E Delivery Rate (\$/kWh)	\$0.16092	\$0.16092
PG&E PCIA/FF (\$/kWh)	N/A	\$0.04610
Total Electricity Cost* (\$/kWh)	\$0.27082	\$0.27058
Average Monthly Bill (\$)	\$387.77	\$387.43

*This compares electricity costs for an average commercial customer in the CCCE/PG&E service area (Monterey, San Benito, Santa Barbara, San Luis Obispo, and Santa Cruz Counties) with an average monthly usage of 1,432 kilowatt-hours (kWh). This is based on a representative 12-month billing history for all customers on B1 rate schedules for PG&E's published rates as of March 1, 2021, and for CCCE's published rates as of March 5, 2021.

GENERATION RATE is the cost of creating electricity to power your business. The generation rate varies based on your energy provider and the resources included in your energy provider's generation supply.

PG&E DELIVERY RATE is a charge assessed by PG&E to deliver electricity to your business. The PG&E delivery rate depends on your electricity usage, but is charged equally to both CCCE and PG&E customers.

PG&E PCIA/FF represents the Power Charge Indifference Adjustment (PCIA) and the Franchise Fee surcharge (FF). The PCIA is a charge to ensure that both PG&E customers and those who have left PG&E service to purchase electricity from other providers pay the above market costs for generation resources that were procured by PG&E on their behalf. "Above market" refers to expenditures for electric generation resources that cannot be fully recovered through sales of these resources at current market prices.



If this comparison does not address your specific rates, please visit PG&E online at pge.com/cca or call **866-743-0335**. For information about CCCE's generation rates, please visit 3cenergy.org/billing or call **888-909-6227**.

©2021 Central Coast Community Energy. All rights reserved.

"PG&E" refers to Pacific Gas and Electric Company, a subsidiary of PG&E Corporation.

©2021 Pacific Gas and Electric Company. All rights reserved. 07.21 CCC-1221-3742

Electric Power Generation Mix

		
Specific Purchases	% of Total	Retail Sales (MWh)
Renewable	31%	31%
• Biomass & Biowaste	3%	2%
• Geothermal	3%	9%
• Eligible Hydroelectric	1%	3%
• Solar Electric	16%	15%
• Wind	8%	2%
Coal	0%	0%
Large Hydroelectric	10%	56%
Natural Gas	16%	0%
Nuclear	43%	0%
Other	0%	0%
Unspecified Sources of Power†	0%	13%
TOTAL	100%	100%

As reported to the CA Energy Commission's Power Source Disclosure Program excluding voluntary unbundled renewable energy credits. PG&E data is subject to an independent audit and verification that will not be completed until later in 2021. The figures above may not sum up to 100% due to rounding.

†Unspecified sources of power refers to electricity that is not traceable to a specific generating facility, such as electricity traded through open market transactions. Unspecified sources of power are typically a mix of all resource types, and may include renewables.

For information, visit:
3cenergy.org

Para detalles en español, visite:
3cenergy.org