



Central Coast
Community
Energy



SOUTHERN CALIFORNIA
EDISON®

Central Coast Community Energy
70 Garden Court, Suite 300
Monterey, CA 93940

PRESORT STD
U.S. POSTAGE
PAID
CENTRAL COAST
COMMUNITY ENERGY



We support your power to choose

As part of our mutual commitment to support your energy choice, Central Coast Community Energy (3CE) and Southern California Edison (SCE) have partnered to provide you with a comparison of typical residential electric rates, average monthly charges and sources of energy generated.

If this comparison does not address your specific rates, please visit SCE online at [sce.com/cca](https://www.sce.com/cca) or call **800-974-2356**. For information about 3CE's generation rates, please visit [3cenergy.org](https://www.3cenergy.org) or call **888-909-6227**.

Understanding your energy choice

2023 Residential Rate Comparison, D*

	 SOUTHERN CALIFORNIA EDISON®	 3Cchoice®
SCE Delivery Rate (\$/kWh)	\$0.20356	\$0.20356
Generation Rate (\$/kWh)	\$0.16503	\$0.16684
SCE Surcharges (\$/kWh)	N/A	\$(0.00521)
Total Electricity Cost* (\$/kWh)	\$0.36859	\$0.36519
Average Monthly Bill (\$)	\$209.73	\$207.79

*This compares electricity costs for an average residential customer in the SCE service area (Carpinteria, Goleta, and southern Unincorporated Santa Barbara County) with an average monthly usage of 569 kilowatt-hours (kWh). This is based on a representative 12-month billing history for all customers on D rate schedules for SCE's published rates as of June 1, 2023, and for 3CE's published rates as of July 1, 2023.

GENERATION RATE reflects the cost of producing or purchasing electricity to power your home. The generation rate depends on usage, and will vary depending on your service provider and rate plan.



SCE DELIVERY RATE is a charge assessed by SCE to deliver electricity to your home. The SCE delivery rate depends on your electricity usage.

SURCHARGES represents the Cost Responsibility Surcharge (CRS) and Franchise Fee (FF) that are applicable to Community Choice Aggregation (CCA) customers and SCE customers that elect a Green Rate. The CRS is a surcharge to recover costs associated with power

purchases made on behalf of customers prior to a customer's switch to a CCA or SCE Green Rate. The FF recovers taxes owed to a city in exchange for allowing SCE to utilize electrical distribution lines throughout the property of the city. SCE acts as the collection agency for the FF surcharge which is levied by cities and counties for all customers.

If this comparison does not address your specific rates, please visit SCE online at sce.com/cca or call **800-974-2356**. For information about 3CE's generation rates, please visit 3cenergy.org or call **888-909-6227**.

2022 Electric Power Generation Mix†

	 SOUTHERN CALIFORNIA EDISON®	 3Cchoice®
Renewable Procurements	33.2%	35.8%
• Biomass & Biowaste	0.1%	1.4%
• Geothermal	5.7%	12.0%
• Eligible Hydroelectric	0.5%	0.0%
• Solar Electric	17.0%	12.5%
• Wind	9.8%	9.8%
Coal	0.0%	0.0%
Large Hydroelectric	3.4%	5.9%
Natural Gas	24.7%	0.0%
Nuclear	8.3%	0.0%
Other	0.1%	0.0%
Unspecified Sources of Power†	30.3%	58.3%
TOTAL	100%	100%

As reported to the CA Energy Commission's Power Source Disclosure Program excluding voluntary unbundled renewable energy credits. The figures above may not sum up to 100% due to rounding. For specific information about the power generation mix, contact SCE at 800-974-2356.

†Unspecified sources of power refers to electricity that is not traceable to a specific generating facility, such as electricity traded through open market transactions. Unspecified sources of power are typically a mix of all resource types, and may include renewables.

For information, visit:
3cenergy.org

Para detalles en español, visite:
3cenergy.org

©2023 Central Coast Community Energy. All rights reserved. "SCE" refers to Southern California Edison. ©2023 Southern California Edison. All rights reserved. 06.23