



Central Coast  
Community  
Energy



Central Coast Community Energy  
70 Garden Court, Suite 300  
Monterey, CA 93940

PRESORT STD  
U.S. POSTAGE  
PAID  
CENTRAL COAST  
COMMUNITY ENERGY



## We support your power to choose

As part of our mutual commitment to support your energy choice, Central Coast Community Energy (3CE) and Pacific Gas and Electric Company (PG&E) have partnered to provide you with a comparison of typical commercial electric rates, average monthly charges and sources of energy generated.

If this comparison does not address your specific rates, please visit PG&E online at [pge.com/cca](https://www.pge.com/cca) or call **866-743-0335**. For information about 3CE's generation rates, please visit [3cenergy.org](https://www.3cenergy.org) or call **888-909-6227**.

# Understanding your energy choice

## 2023 Commercial Rate Comparison, B-19S\*

		
Generation Rate (\$/kWh)	\$0.13163	\$0.07955
PG&E Delivery Rate (\$/kWh)	\$0.13478	\$0.13478
PG&E PCIA/FF (\$/kWh)	\$0.01338	\$0.00355
Total Electricity Cost (\$/kWh)	\$0.27979	\$0.21788
Average Monthly Bill (\$)	<b>\$48,211.77</b>	<b>\$37,543.81</b>

\*This compares electricity costs for an average commercial customer in the 3CE/PG&E service area (Monterey, San Benito, Santa Barbara, San Luis Obispo, and Santa Cruz Counties) with an average monthly demand of 500 kilowatts (kW) and an average monthly usage of 172,314 kilowatt-hours (kWh). This is based on a representative 12-month billing history for all customers on B-19S rate schedules for PG&E's published rates as of June 1, 2023 and for 3CE's published rates as of January 1, 2023.



GENERATION RATE is the cost of creating electricity to power your business. The generation rate varies based on your energy provider and the resources included in your energy provider's generation supply.

PG&E DELIVERY RATE is a charge assessed by PG&E to deliver electricity to your business. The PG&E delivery rate depends on your electricity usage, but is charged equally to both 3CE and PG&E customers.

PG&E PCIA/FF The Power Charge Indifference Adjustment (PCIA) is a charge to ensure that both PG&E customers and those who have left PG&E service to purchase electricity from other providers pay the above market costs for generation resources that were procured by PG&E on their behalf. "Above market" refers to expenditures for electric generation resources that cannot be fully recovered through sales of these resources at current market prices. PG&E acts as a collection agent for the Franchise Fee (FF) surcharge, which is levied by the California Public Utilities Commission (CPUC) on behalf of cities and counties in PG&E's service territory for all customers. PG&E bundled customers pay the PCIA and FF fees associated with the most currently available vintage year. PG&E charges CCA customers the PCIA and FF fees based on the year that they transitioned to 3CE service. Visit [3Cenergy.org](https://3Cenergy.org) for more information.

If this comparison does not address your specific rates, please visit PG&E online at [pge.com/cca](https://pge.com/cca) or call **866-743-0335**. For information about 3CE's generation rates, please visit [3Cenergy.org](https://3Cenergy.org) or call **888-909-6227**.

## 2022 Electric Power Generation Mix†

		
	% of Total Retail Sales (MWh)	% of Total Retail Sales (MWh)
<b>Renewable Procurements</b>	<b>38.3%</b>	<b>35.8%</b>
• Biomass & Biowaste	4.6%	1.4%
• Geothermal	0.5%	12.0%
• Eligible Hydroelectric	1.8%	0.0%
• Solar Electric	22.0%	12.5%
• Wind	9.4%	9.8%
<b>Coal</b>	<b>0.0%</b>	<b>0.0%</b>
<b>Large Hydroelectric</b>	<b>7.6%</b>	<b>5.9%</b>
<b>Natural Gas</b>	<b>4.8%</b>	<b>0.0%</b>
<b>Nuclear</b>	<b>49.3%</b>	<b>0.0%</b>
<b>Other</b>	<b>0.0%</b>	<b>0.0%</b>
<b>Unspecified Sources of Power†</b>	<b>0.0%</b>	<b>58.3%</b>
<b>TOTAL</b>	<b>100%</b>	<b>100%</b>

\*As reported to the California Energy Commission's Power Source Disclosure Program. 3CE and PG&E data is subject to an independent audit and verification that will not be completed until later in 2023. The figures above may not sum up to 100 percent due to rounding.

†Unspecified sources of power refers to electricity that is not traceable to a specific generating facility, such as electricity traded through open market transactions. Unspecified sources of power are typically a mix of all resource types, and may include renewables.

For information, visit:  
**3Cenergy.org**

Para detalles en español, visite:  
**3Cenergy.org**

©2023 Central Coast Community Energy. All rights reserved.

"PG&E" refers to Pacific Gas and Electric Company, a subsidiary of PG&E Corporation.

©2023 Pacific Gas and Electric Company. All rights reserved. 0523 CCC-0623-6363