





We support your power to choose

As part of our mutual commitment to better serve customers, Southern California Edison (SCE) and Central Coast Community Energy (3CE) have jointly created a comparison of our common electric rates, average monthly charges, and generation portfolio contents. This year, the CPUC Executive Director authorized an extension to provide this notice to customers by September 1. If you are not sure about your specific electric rate, this information can be found on the detailed page of your bill directly beneath the heading that reads "Details of your new charges."

The CPUC requires all CCAs to send this Joint Rate Mailer to all customers once a year. You can opt to receive an email or a printed copy; please email 3CE at **SouthSupport@3CE.org** or call us at **877-455-2223** to update your preferences. If you have further questions please contact 3CE, or SCE at **sce.com/CCA** or **800-974-2356**.

Understanding your energy choice

2024 Residential Rate Comparison, D*

	 EDISON	 3Cchoice®
SCE Delivery Rate (\$/kWh)	\$0.23196	\$0.23196
Generation Rate (\$/kWh)	\$0.13919	\$0.15736
SCE Surcharges (\$/kWh)	N/A	\$(-0.02138)
Total Electricity Cost* (\$/kWh)	\$0.37115	\$0.36794
Average Monthly Bill (\$)	\$193.00	\$191.33

*This compares electricity costs for an average residential customer in the SCE service area (Carpinteria, Goleta, and southern Unincorporated Santa Barbara County) with an average monthly usage of 520 kilowatt-hours (kWh). This is based on a representative 12-month billing history for all customers on D rate schedules for SCE's published rates as of June 1, 2024, and for 3CE's published rates as of July 1, 2024.

GENERATION RATE reflects the cost of producing or purchasing electricity to power your home. This rate depends on usage, and will vary depending on your service provider and rate plan.

SCE DELIVERY RATE is a charge assessed by SCE to deliver electricity to your home. This rate depends on usage.



SURCHARGES represents the Cost Responsibility Surcharge (CRS) and Franchise Fee (FF) that are applicable to Community Choice Aggregation (CCA) customers and SCE customers that elect a Green Rate. The CRS is a surcharge to recover costs associated with power

purchases made on behalf of customers prior to a customer's switch to a CCA or SCE Green Rate. The FF recovers taxes owed to a city in exchange for allowing SCE to utilize electrical distribution lines throughout the property of the city. SCE acts as the collection agency for the FF surcharge which is levied by cities and counties for all customers.

If this comparison does not address your specific rates, please visit SCE online at sce.com/cca or call **800-974-2356**.

For information about 3CE's generation rates, please visit 3cenergy.org or call **877-455-2223**.

2023 Electric Power Generation Mix*

	 EDISON	 3Cchoice®
Renewable Procurements	37.6%	30.5%
• Biomass & Biowaste	0.1%	0.7%
• Geothermal	5.2%	12.9%
• Eligible Hydroelectric	0.7%	0.4%
• Solar Electric	19.8%	13.0%
• Wind	11.7%	3.5%
Coal	0.0%	0.0%
Large Hydroelectric	4.5%	0.1%
Natural Gas	20.0%	0.0%
Nuclear	9.1%	0.0%
Other	0.1%	0.0%
Unspecified Sources of Power[^]	28.8%	69.4%
TOTAL	100%	100%

Please note that Electric Power Generation Mix Percentages for 3Cchoice have been revised as of August 21, 2024.

*As reported to the CA Energy Commission's Power Source Disclosure Program excluding voluntary unbundled renewable energy credits. The figures above may not sum up to 100% due to rounding. For specific information about the power generation mix, contact SCE at 800-974-2356 and 3CE at 877-455-2223.

[^]Unspecified sources of power refers to electricity that is not traceable to a specific generating facility, such as electricity traded through open market transactions. Unspecified sources of power are typically a mix of all resource types, and may include renewables.



For information, visit:
3cenergy.org

Para detalles en español, visite:
3cenergy.org

©2024 Central Coast Community Energy. All rights reserved. "SCE" refers to Southern California Edison. ©2024 Southern California Edison. All rights reserved. 06.24

Understanding your energy choice

2024 Residential Rate Comparison, D-CARE*

	 EDISON	 3Cchoice*
SCE Delivery Rate (\$/kWh)	\$0.11199	\$0.11199
Generation Rate (\$/kWh)	\$0.13919	\$0.15736
SCE Surcharges (\$/kWh)	N/A	\$(-0.02138)
Total Electricity Cost* (\$/kWh)	\$0.25118	\$0.24797
Average Monthly Bill (\$)	\$130.61	\$128.94

*This compares electricity costs for an average residential customer in the SCE service area (Carpinteria, Goleta, and southern Unincorporated Santa Barbara County) with an average monthly usage of 520 kilowatt-hours (kWh). This is based on a representative 12-month billing history for all customers on D-CARE rate schedules for SCE's published rates as of June 1, 2024, and for 3CE's published rates as of July 1, 2024.

GENERATION RATE reflects the cost of producing or purchasing electricity to power your home. This rate depends on usage, and will vary depending on your service provider and rate plan.

SCE DELIVERY RATE is a charge assessed by SCE to deliver electricity to your home. This rate depends on usage.



SURCHARGES represents the Cost Responsibility Surcharge (CRS) and Franchise Fee (FF) that are applicable to Community Choice Aggregation (CCA) customers and SCE customers that elect a Green Rate. The CRS is a surcharge to recover costs associated with power

purchases made on behalf of customers prior to a customer's switch to a CCA or SCE Green Rate. The FF recovers taxes owed to a city in exchange for allowing SCE to utilize electrical distribution lines throughout the property of the city. SCE acts as the collection agency for the FF surcharge which is levied by cities and counties for all customers.

If this comparison does not address your specific rates, please visit SCE online at sce.com/cca or call **800-974-2356**.

For information about 3CE's generation rates, please visit 3cenergy.org or call **877-455-2223**.

2023 Electric Power Generation Mix*

	 EDISON	 3Cchoice*
Renewable Procurements	37.6%	30.5%
• Biomass & Biowaste	0.1%	0.7%
• Geothermal	5.2%	12.9%
• Eligible Hydroelectric	0.7%	0.4%
• Solar Electric	19.8%	13.0%
• Wind	11.7%	3.5%
Coal	0.0%	0.0%
Large Hydroelectric	4.5%	0.1%
Natural Gas	20.0%	0.0%
Nuclear	9.1%	0.0%
Other	0.1%	0.0%
Unspecified Sources of Power [^]	28.8%	69.4%
TOTAL	100%	100%

Please note that Electric Power Generation Mix Percentages for 3Cchoice have been revised as of August 21, 2024.

*As reported to the CA Energy Commission's Power Source Disclosure Program excluding voluntary unbundled renewable energy credits. The figures above may not sum up to 100% due to rounding. For specific information about the power generation mix, contact SCE at 800-974-2356 and 3CE at 877-455-2223.

[^]Unspecified sources of power refers to electricity that is not traceable to a specific generating facility, such as electricity traded through open market transactions. Unspecified sources of power are typically a mix of all resource types, and may include renewables.

For information, visit:
3cenergy.org

Para detalles en español, visite:
3cenergy.org

©2024 Central Coast Community Energy. All rights reserved. "SCE" refers to Southern California Edison. ©2024 Southern California Edison. All rights reserved. 06.24