

Congratulations – You've Been Using **POWER FOR GOOD**

As a 3CE customer, look at what you helped achieve

\$62.3 MILLION

dedicated to community electrification program rebates since 2018

REBATES FOR

- 2,843** Electric Vehicles
- 2,145** EV Chargers
- 990** Projects for EV Readiness
- 38** Electric Buses
- 670** All-Electric Water Heaters & HVAC
- 1,139** All-Electric Affordable Housing Units
- 93** All-Electric Agriculture Equipment

Cleaner, More Reliable Grid

As a 3CE customer, you are accelerating progress toward California's renewable energy goals.

21 NEW
Renewable Energy Projects

& 14 NEW
Energy Storage Projects

SOURCING RENEWABLE ENERGY

avoided more than

445,000

metric tons of CO₂
in 2023

The equivalent of taking **105,911** gasoline-powered passenger vehicles off the road for a year.

Together, we are building a **cleaner and more reliable grid**, contributing to **healthier air**, and supporting our **local economy**.



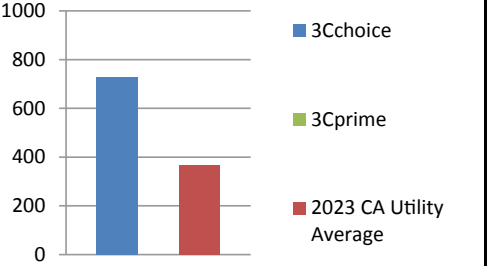
Central Coast
**Community
Energy**

Learn more about
the impacts of using
POWER FOR GOOD

www.3CEnergy.org/about-us



2023 POWER CONTENT LABEL
(Central Coast Community Energy)
 (https://3cenergy.org)

Greenhouse Gas Emissions Intensity (lbs CO ₂ e/MWh)			Energy Resources	3Cchoice	3Cprime	2023 CA Power Mix
3Cchoice	3Cprime	2023 CA Utility Average	Eligible Renewable¹	30.4%	100.0%	36.9%
727	0	373	Biomass & Biowaste	0.7%	0.0%	2.1%
			Geothermal	12.9%	0.0%	4.8%
			Eligible Hydroelectric	0.4%	0.0%	1.8%
			Solar	14.0%	50.0%	17.0%
			Wind	2.4%	50.0%	11.2%
			Coal	0.0%	0.0%	1.8%
			Large Hydroelectric	0.1%	0.0%	11.7%
			Natural Gas	0.0%	0.0%	36.6%
			Nuclear	0.0%	0.0%	9.3%
			Other	0.0%	0.0%	0.1%
			Unspecified Power²	69.5%	0.0%	3.7%
			TOTAL	100.0%	100.0%	100.0%
Percentage of Retail Sales Covered by Retired Unbundled RECs³:				0%	0%	

¹The eligible renewable percentage above does not reflect RPS compliance, which is determined using a different methodology.
²Unspecified power is electricity that has been purchased through open market transactions and is not traceable to a specific generation source.
³Renewable energy credits (RECs) are tracking instruments issued for renewable generation. Unbundled renewable energy credits (RECs) represent renewable generation that was not delivered to serve retail sales. Unbundled RECs are not reflected in the power mix or GHG emissions intensities above.

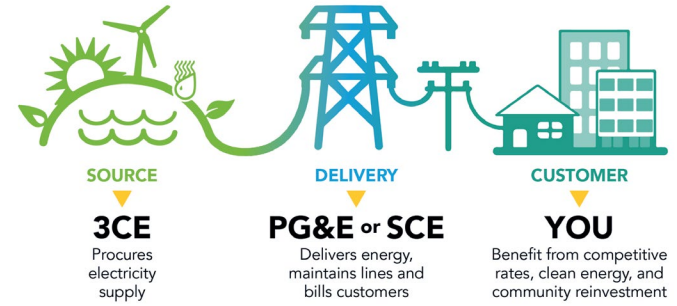
For specific information about this electricity portfolio, contact: **(Central Coast Community Energy)** (877) 455-2223





For general information about the Power Content Label, visit: <https://www.energy.ca.gov/programs-and-topics/programs/power-source-disclosure-program>


Version: October 2024

You are receiving this notice because you were a Central Coast Community Energy customer in 2023. Receipt of this notice does not mean that your electricity generation services are currently with 3CE. The generation data highlighted in the 3CE 2023 Power Content Label is provided in the Annual Report to the California Energy Commission: Power Source Disclosure Program. Percentages may not add to 100% due to rounding.

POWER FOR GOOD



Learn about service offerings and energy programs at [3CEnergy.org](https://3cenergy.org) or call **877.455.2223**    

 **Central Coast Community Energy**
 70 Garden Court, Suite 300
 Monterey, CA 93940

PRESORT STD
 U.S. POSTAGE
 PAID
 CENTRAL COAST
 COMMUNITY ENERGY