





We support your power to choose

As part of our mutual commitment to better serve customers, Southern California Edison (SCE) and Central Coast Community Energy (3CE) have jointly created a comparison of our common electric rates, average monthly charges, and generation portfolio contents. If you are not sure about your specific electric rate, this information can be found on the detailed page of your bill directly beneath the heading that reads "Details of your new charges."

The CPUC requires all Community Choice Aggregators (CCAs) to send this Joint Rate Mailer to all customers once a year. You can opt to receive an email or a printed copy; please email 3CE at **SouthSupport@3CE.org** or call us at **877-455-2223** to update your preferences. If you have further questions please contact 3CE, or SCE at **sce.com/cca** or **800-974-2356**.

Understanding your energy choice

2025 Residential Rate Comparison, D*

	 EDISON	 3Cchoice
SCE Delivery Rate (\$/kWh)	\$0.25621	\$0.25621
Generation Rate (\$/kWh)	\$0.11136	\$0.12246
SCE Surcharges (\$/kWh)	N/A	-\$0.01222
Total Electricity Cost* (\$/kWh)	\$0.36757	\$0.36645
Average Monthly Bill (\$)	\$198.86	\$198.25

*This compares electricity costs for an average residential customer in the SCE service area (Carpinteria, Goleta, and southern Unincorporated Santa Barbara County) with an average monthly usage of 541 kilowatt-hours (kWh). This is based on a representative 12-month billing history for all customers on D rate schedules for SCE's published rates as of March 1, 2025, and for 3CE's published rates as of April 1, 2025.

GENERATION RATE reflects the cost of producing or purchasing electricity to power your home. This rate depends on usage, and will vary depending on your service provider and rate plan.



SCE DELIVERY RATE is a charge assessed by SCE to deliver electricity to your home. This rate depends on usage.

SURCHARGES represents the Cost Responsibility Surcharge (CRS) and Franchise Fee (FF) that are applicable to Community Choice Aggregation (CCA) customers and SCE customers that elect a Green Rate. The CRS is a surcharge to recover costs associated with power

purchases made on behalf of customers prior to a customer's switch to a CCA or SCE Green Rate. The FF recovers taxes owed to a city in exchange for allowing SCE to utilize electrical distribution lines throughout the property of the city. SCE acts as the collection agency for the FF surcharge which is levied by cities and counties for all customers.

If this comparison does not address your specific rates, please visit SCE online at sce.com/cca or call **800-974-2356**. For information about 3CE's generation rates, please visit 3cenenergy.org or call **877-455-2223**.

2024 Electric Power Generation Mix*

	 EDISON	 3Cchoice*
Renewable Procurements	35.1%	55.8%
• Biomass & Biowaste	0.1%	2.2%
• Geothermal	4.1%	11.8%
• Eligible Hydroelectric	0.6%	0.9%
• Solar Electric	19.0%	36.0%
• Wind	11.3%	4.8%
Coal & Petroleum	0.0%	0.0%
Large Hydroelectric	4.8%	0.4%
Natural Gas	7.7%	0.0%
Nuclear	8.9%	0.0%
Other	0.1%	0.0%
Unspecified Sources of Power^	43.4%	43.8%
TOTAL	100%	100%

*As reported to the CA Energy Commission's Power Source Disclosure Program excluding voluntary unbundled renewable energy credits. The figures above may not sum up to 100% due to rounding. For specific information about the power generation mix, contact SCE at 800-974-2356 and 3CE at 877-455-2223.

^Unspecified sources of power refers to electricity that is not traceable to a specific generating facility, such as electricity traded through open market transactions. Unspecified sources of power are typically a mix of all resource types, and may include renewables.



For information, visit:
3cenenergy.org
sce.com/cca

Para detalles en español, visite:
3cenenergy.org
sce.com/cca

©2025 Central Coast Community Energy. All rights reserved. "SCE" refers to Southern California Edison. ©2025 Southern California Edison. All rights reserved. 06.25

Understanding your energy choice

2025 Residential Rate Comparison, D-CARE*

	 SOUTHERN CALIFORNIA EDISON	 3Cchoice
SCE Delivery Rate (\$/kWh)	\$0.12192	\$0.12192
Generation Rate (\$/kWh)	\$0.11136	\$0.12246
SCE Surcharges (\$/kWh)	N/A	-\$0.01222
Total Electricity Cost* (\$/kWh)	\$0.23328	\$0.23216
Average Monthly Bill (\$)	\$126.20	\$125.60

*This compares electricity costs for an average residential customer in the SCE service area (Carpinteria, Goleta, and southern Unincorporated Santa Barbara County) with an average monthly usage of 541 kilowatt-hours (kWh). This is based on a representative 12-month billing history for all customers on D-CARE rate schedules for SCE's published rates as of March 1, 2025, and for 3CE's published rates as of April 1, 2025.

GENERATION RATE reflects the cost of producing or purchasing electricity to power your home. This rate depends on usage, and will vary depending on your service provider and rate plan.

SCE DELIVERY RATE is a charge assessed by SCE to deliver electricity to your home. This rate depends on usage.



SURCHARGES represents the Cost Responsibility Surcharge (CRS) and Franchise Fee (FF) that are applicable to Community Choice Aggregation (CCA) customers and SCE customers that elect a Green Rate. The CRS is a surcharge to recover costs associated with power

purchases made on behalf of customers prior to a customer's switch to a CCA or SCE Green Rate. The FF recovers taxes owed to a city in exchange for allowing SCE to utilize electrical distribution lines throughout the property of the city. SCE acts as the collection agency for the FF surcharge which is levied by cities and counties for all customers.

If this comparison does not address your specific rates, please visit SCE online at sce.com/cca or call **800-974-2356**.

For information about 3CE's generation rates, please visit 3cenergy.org or call **877-455-2223**.

2024 Electric Power Generation Mix*

	 SOUTHERN CALIFORNIA EDISON	 3Cchoice
Renewable Procurements	35.1%	55.8%
• Biomass & Biowaste	0.1%	2.2%
• Geothermal	4.1%	11.8%
• Eligible Hydroelectric	0.6%	0.9%
• Solar Electric	19.0%	36.0%
• Wind	11.3%	4.8%
Coal & Petroleum	0.0%	0.0%
Large Hydroelectric	4.8%	0.4%
Natural Gas	7.7%	0.0%
Nuclear	8.9%	0.0%
Other	0.1%	0.0%
Unspecified Sources of Power^	43.4%	43.8%
TOTAL	100%	100%

*As reported to the CA Energy Commission's Power Source Disclosure Program excluding voluntary unbundled renewable energy credits. The figures above may not sum up to 100% due to rounding. For specific information about the power generation mix, contact SCE at 800-974-2356 and 3CE at 877-455-2223.

^Unspecified sources of power refers to electricity that is not traceable to a specific generating facility, such as electricity traded through open market transactions. Unspecified sources of power are typically a mix of all resource types, and may include renewables.

For information, visit:
3cenergy.org
sce.com/cca

Para detalles en español, visite:
3cenergy.org
sce.com/cca

©2025 Central Coast Community Energy. All rights reserved. "SCE" refers to Southern California Edison. ©2025 Southern California Edison. All rights reserved. 06.25